

Name: _____

Unit: _____

Cadet Music Proficiency Level Basic

Percussion

SNARE DRUM PROFICIENCY LEVEL MUSIC

	List	Title	Book	Page
Level Basic	B	1. A – F	Rubank Elementary Method – Snare Drum	4
		2. I – N	Rubank Elementary Method – Snare Drum	4
		3. A – F	Rubank Elementary Method – Snare Drum	5
		4. I – N	Rubank Elementary Method – Snare Drum	5
		5. E – J	Rubank Elementary Method – Snare Drum	6
		6. O – T	Rubank Elementary Method – Snare Drum	7
Level One	A	1. Steamboats #1–3	Annex E, Appendix 1	2E1-1
	B	1. Blue Eagle	Rubank Elementary Method – Snare Drum	27
		2. Four Street Beats	Rubank Elementary Method – Snare Drum	20
		3. Star March	Rubank Elementary Method – Snare Drum	27
Level Two	A	1. Steamboats #1–6	Annex E, Appendix 2	2E2-1
		2. Paradox #1–3	Annex E, Appendix 2	2E2-4
	B	1. Symbal – Sticks March	Rubank Intermediate Method – Snare Drum	8
		2. 20 th Century Changes	Rubank Intermediate Method – Snare Drum	12
		3. Lone Star March	Rubank Intermediate Method – Snare Drum	5
	C	1. Western Portrait	Best in Class – Mallet Percussion	19
		2. Austrian Melody	Best in Class – Mallet Percussion	24
3. The Minstrel Boy	Best in Class – Mallet Percussion	28		
Level Three	A	1. Steamboats (All)	Annex E, Appendix 3	2E3-1
		2. Paradox (All)	Annex E, Appendix 3	2E3-6
	B	1. Two of Us	Rubank Intermediate Method – Snare Drum	18–19
		2. Rolling Accents	Rubank Intermediate Method – Snare Drum	15
		3. Etude Majestic	Rubank Advanced Method – Snare Drum	22
	C	1. By the River	Rubank Elementary Method – Bell Lyra	12
		2. Auld Lang Syne (Top Part)	Rubank Elementary Method – Bell Lyra	13
		3. Largo	Rubank Elementary Method – Bell Lyra	30–31
Level Four	A	1. Supersix (All)	Annex E, Appendix 4	2E4-1
		2. Two – Four (All)	Annex E, Appendix 4	2E4-4
	B	1. Echoing Sticks	Rubank Intermediate Method – Snare Drum	20
		2. Bobbin’ Back	Rubank Intermediate Method – Snare Drum	17
	C	1. Melodious Etude	Rubank Intermediate Method – Marimba	4
		2. Duet in Bb Major	Rubank Intermediate Method – Marimba	14
3. Study in F Major	Rubank Intermediate Method – Marimba	7		
Level Five	A	1. Psycho Seven (All)	Annex E, Appendix 5	2E5-1
		2. Viscount Six (All)	Annex E, Appendix 5	2E5-3
	B	1. Drum Oddity	Rubank Intermediate Method – Snare Drum	24
		2. Thundering Through	Rubank Intermediate Method – Snare Drum	25
	C	1. Etude VI	Modern School for Xylo, Marimba, Vibes	65
		2. Etude VIII	Modern School for Xylo, Marimba, Vibes	67
3. Etude IX	Modern School for Xylo, Marimba, Vibes	68		

(I) R L R L R L R L R L R L R L R L R L R L R L
1 & 2 & 1 & 2 & 1 & 2 & 1 & 2 & 1 & 2 & 1 & 2 & 1 & 2 & 1 & 2 &

(K) RLRLR LRLRL RLRLR LRLRL RLRLR LRLRL RLRLR LRLRL
1 - & 2 & 1 - & 2 & 1 - & 2 & 1 & 2 & 1 & - 2 & 1 & - 2 & 1 & - 2 & 1 & 2 &

(M) RLRLR LRLRL RLRLR LRLRL RLRLR LRLRL RLRLR LRLRL
1 & 2 - & 1 & 2 - & 1 & 2 - & 1 & 2 & 1 & 2 & - 1 & 2 & - 1 & 2 & - 1 & 2 & - 1 & 2 &

(E) R L R L R L R L R L R L R L R L R L R L R L R L R L
1 & 2 & 1 & 2 & 1 & 2 & 1 & 2 & 1 & 2 & 1 & 2 & 1 & 2 & 1 & 2 &

(G) R L R L R L R L R L R L R L R L R L R L R L R L R L
1 & 2 & 1 & 2 & 1 & 2 & 1 & 2 & 1 & 2 & 1 & 2 & 1 & 2 & 1 & 2 & 1 & 2 &

(I) R L R L R L R L R L R L R L R L R L R L R L R L R L
1 & 2 & 1 & 2 & 1 & 2 & 1 & 2 & 1 & 2 & 1 & 2 & 1 & 2 & 1 & 2 &

(O) RLRL LRLRL RLRL LRLRL RLRL LRLRL RLRL LRLRL RLRL
1 2 3 4 5 6 1 2 3 4 5 6 1 2 3 4 5 6 1 2 3 4 5 6 1 2 3 4 5 6 1 2 3 4 5 6

(Q) R R L L RLRLRL R R L L RLRL R R L L RLRLRL RLRL
1 2 3 4 5 6 1 2 3 4 5 6 1 2 3 4 5 6 1 2 3 4 5 6 1 2 3 4 5 6 1 2 3 4 5 6

(S) RLRL R R L L R RLRL RLRL R R L L RLRL RLRL L R R L L RLRL
1 2 3 4 5 6 1 2 3 4 5 6 1 2 3 4 5 6 1 2 3 4 5 6 1 2 3 4 5 6 1 2 3 4 5 6

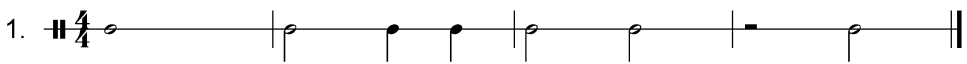
PO 013P – MAINTAIN A PRIMARY PERCUSSION INSTRUMENT

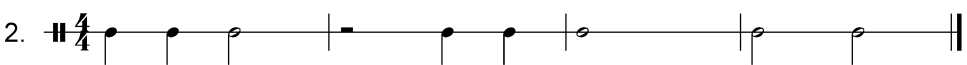
1. **Performance.** Maintain a Primary Percussion Instrument.
2. **Conditions**
 - a. Given:
 - (1) Primary instrument,
 - (2) Basic instrument cleaning supplies,
 - (3) Supervision, and
 - (4) Assistance as required.
 - b. Denied: N/A.
 - c. Environmental: A quiet room free from distractions.
3. **Standard.** The cadet will maintain a primary percussion instrument by:
 - a. turning snares on and off;
 - b. cleaning the drumhead and mallet percussion with a cloth; and
 - c. storing the instrument.
4. **Remarks.** This PO applies to snare drum players and mallet percussion players.


PO 016 – DEMONSTRATE RHYTHM SKILLS


1. **Performance.** Demonstrate Rhythm Skills.
2. **Conditions**
 - a. Given:
 - (1) Level Basic rhythm sheet, and
 - (2) Supervision.
 - b. Denied: Assistance.
 - c. Environmental: A quiet room with adequate lighting and free from distractions.
3. **Standard.** The cadet will demonstrate rhythm skills by singing, clapping, tapping or counting Level Basic rhythms while respecting a steady tempo.
4. **Remarks**
 - a. The cadet will be given time to practice the Level Basic rhythm sheet before the assessment.
 - b. Level Basic Rhythm Sheet is found in [Annex A, Appendix 1](#).

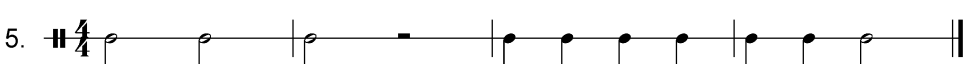
LEVEL BASIC RHYTHM SHEET


1. $\# \frac{4}{4}$ 

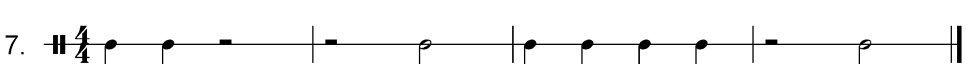
2. $\# \frac{4}{4}$ 


3. $\# \frac{2}{4}$ 

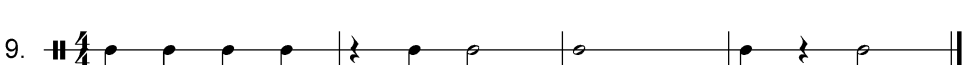
4. $\# \frac{4}{4}$ 

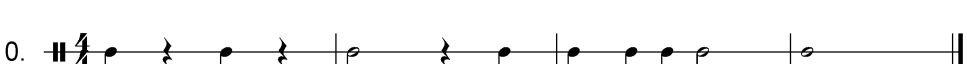
5. $\# \frac{4}{4}$ 


6. $\# \frac{2}{4}$ 


7. $\# \frac{4}{4}$ 


8. $\# \frac{2}{4}$ 


9. $\# \frac{4}{4}$ 


10. $\# \frac{4}{4}$ 

11. $\# \frac{4}{4}$ 

12. $\# \frac{2}{4}$ 

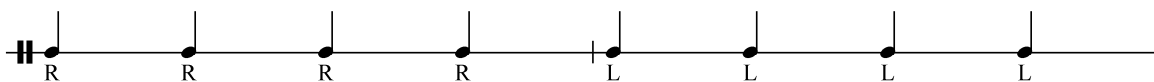
13. $\# \frac{4}{4}$ 

14. $\# \frac{4}{4}$ 

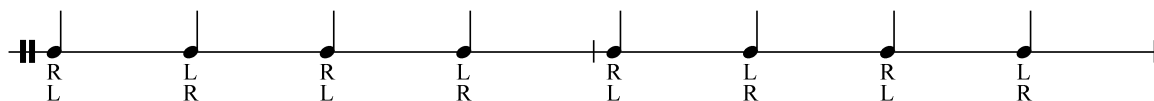
15. $\# \frac{4}{4}$ 

LEVEL BASIC RUDIMENTS

1. Single strokes — each hand; metronome marking (M.M.) quarter note = 120

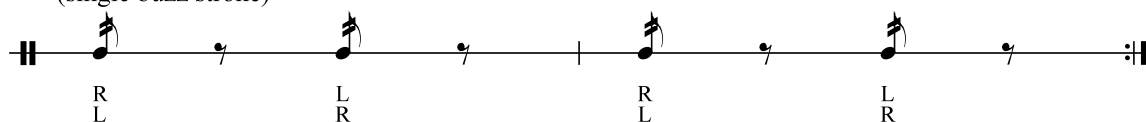


2. Single strokes — alternating hands; M.M. quarter note = 120

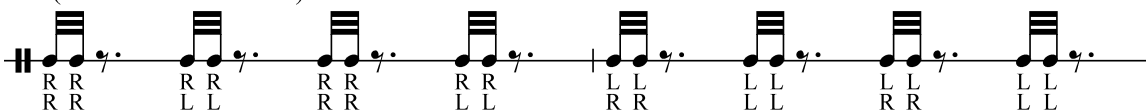


3. Introduction to closed rolls; M.M. quarter note = 72

(single buzz stroke)



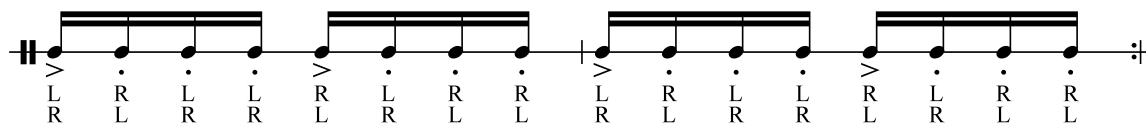
(bounce double stroke)



4. Double strokes; M.M. quarter note = 60



5. Single Paradiddles; M.M. quarter note = 90



6. Flams; M.M. quarter note = 60

