

Name: _____

Unit: _____

Cadet Music Proficiency Level Basic

Mallet Percussion

MALLET PERCUSSION PROFICIENCY LEVEL MUSIC

	List	Title	Book	Page
Level Basic	A	1. Western Portrait	Best in Class – Mallet Percussion	19
		2. Austrian Melody	Best in Class – Mallet Percussion	24
		3. The Minstrel Boy	Best in Class – Mallet Percussion	28
		4. Ode to Joy	Best in Class – Mallet Percussion	10
		5. God Save the Queen (America)	Best in Class – Mallet Percussion	18
		6. Scarborough Fair	Best in Class – Mallet Percussion	29
Level One	A	1. By the River	Rubank Elementary Method – Bell Lyra	12
		2. Auld Lang Syne (Top Part)	Rubank Elementary Method – Bell Lyra	13
		3. Largo	Rubank Elementary Method – Bell Lyra	30–31
	B	1. The Glorious Fourth	Rubank Elementary Method – Bell Lyra	10
		2. Soldier's Chorus	Rubank Elementary Method – Bell Lyra	11
		3. Oh Dem Golden Slippers	Rubank Elementary Method – Bell Lyra	12
Level Two	A	1. Melodious Etude	Rubank Intermediate Method – Marimba	4
		2. Duet in Bb Major	Rubank Intermediate Method – Marimba	14
		3. Study in F Major	Rubank Intermediate Method – Marimba	7
	B	1. All Through the Night	Rubank Elementary Method – Marimba	44
		2. In the Gloaming	Rubank Elementary Method – Marimba	43
		3. Gavotte	Rubank Elementary Method – Marimba	39
	C	1. I – N	Rubank Elementary Method – Snare Drum	5
		2. E – J	Rubank Elementary Method – Snare Drum	6
		3. O – T	Rubank Elementary Method – Snare Drum	7
Level Three	A	1. Etude VI	Modern School for Xylo, Marimba, Vibes	65
		2. Etude VIII	Modern School for Xylo, Marimba, Vibes	67
		3. Etude IX	Modern School for Xylo, Marimba, Vibes	68
	B	1. Triad Study #6	Rubank Intermediate Method – Marimba	5
		2. Triad Study #5	Rubank Intermediate Method – Marimba	8
		3. Triad Study #5	Rubank Intermediate Method – Marimba	11
	C	1. Blue Eagle	Rubank Elementary Method – Snare Drum	27
		2. Four Street Beats	Rubank Elementary Method – Snare Drum	20
		3. Star March	Rubank Elementary Method – Snare Drum	27
Level Four	A	1. Symphony No. 7 (Opus 60)	Modern School for Xylo, Marimba, Vibes	115–116
		2. Gayne Ballet	Modern School for Xylo, Marimba, Vibes	117–118
	B	1. Tell Us of the Night	Rubank Intermediate Method – Marimba	21
		2. Theme From Raymond Overture	Rubank Intermediate Method – Marimba	24
	C	1. Symbal – Sticks March	Rubank Intermediate Method – Snare Drum	8
		2. 20 th Century Changes	Rubank Intermediate Method – Snare Drum	12
3. Lone Star March		Rubank Intermediate Method – Snare Drum	5	
Level Five	A	1. Bach's Violin Concerto in A Minor	Modern School for Xylo, Marimba, Vibes	94–96
		2. Peewee the Piccolo	Modern School for Xylo, Marimba, Vibes	124–126
	B	1. Theme From Echoes of the Ball	Rubank Intermediate Method – Marimba	22
		2. Poem	Rubank Intermediate Method – Marimba	19
	C	1. Two of Us	Rubank Intermediate Method – Snare Drum	18–19
		2. Rolling Accents	Rubank Intermediate Method – Snare Drum	15
3. Etude Majestic		Rubank Advanced Method – Snare Drum	22	

WESTERN PORTRAIT

Root/Pearson

Solo

Piano

p *f*

p

Western Portrait, first system. Solo part in treble clef, piano accompaniment in grand staff. Dynamics: *p*, *f*.

p *f*

f *p* *f*

Western Portrait, second system. Solo part in treble clef, piano accompaniment in grand staff. Dynamics: *p*, *f*.

p

p

1. 2.

Western Portrait, third system. Solo part in treble clef, piano accompaniment in grand staff. Dynamics: *p*. Includes first and second endings.

117. AUSTRIAN MELODY

Franz Joseph Haydn

Austrian Melody, two staves in treble clef.

136. THE MINSTREL BOY

Folk Song

Musical score for 'The Minstrel Boy' in 4/4 time, featuring two staves of music with fingerings indicated by 'L' and 'R' below the notes.

37. ODE TO JOY

Ludwig van Beethoven

Musical score for 'Ode to Joy' in 4/4 time, featuring a single staff of music with a continuous eighth-note melody.

★ Are you playing with a good hand position?

86. AMERICA

Henry Carey

Musical score for 'America' in 3/4 time, featuring two staves of music with a melody in the upper staff and accompaniment in the lower staff.

138. SCARBOROUGH FAIR

English Folk Song

Musical score for 'Scarborough Fair' in 3/4 time, featuring two staves of music with dynamic markings (*mp*, *mf*, *f*, *p*) and a final chord in the lower staff.

PO 013P – MAINTAIN A PRIMARY PERCUSSION INSTRUMENT

1. **Performance.** Maintain a Primary Percussion Instrument.
2. **Conditions**
 - a. Given:
 - (1) Primary instrument,
 - (2) Basic instrument cleaning supplies,
 - (3) Supervision, and
 - (4) Assistance as required.
 - b. Denied: N/A.
 - c. Environmental: A quiet room free from distractions.
3. **Standard.** The cadet will maintain a primary percussion instrument by:
 - a. turning snares on and off;
 - b. cleaning the drumhead and mallet percussion with a cloth; and
 - c. storing the instrument.
4. **Remarks.** This PO applies to snare drum players and mallet percussion players.

PO 016 – DEMONSTRATE RHYTHM SKILLS

1. **Performance.** Demonstrate Rhythm Skills.
2. **Conditions**
 - a. Given:
 - (1) Level Basic rhythm sheet, and
 - (2) Supervision.
 - b. Denied: Assistance.
 - c. Environmental: A quiet room with adequate lighting and free from distractions.
3. **Standard.** The cadet will demonstrate rhythm skills by singing, clapping, tapping or counting Level Basic rhythms while respecting a steady tempo.
4. **Remarks**
 - a. The cadet will be given time to practice the Level Basic rhythm sheet before the assessment.
 - b. Level Basic Rhythm Sheet is found in [Annex A, Appendix 1](#).

LEVEL BASIC RHYTHM SHEET

1.

2.

3.

4.

5.

6.

7.

8.

9.

10.

11.

12.

13.

14.

15.

PO 017G – PLAY A SCALE

1. **Performance.** Play a Scale.
2. **Conditions**
 - a. Given:
 - (1) Primary instrument,
 - (2) Scale sheet,
 - (3) Music stand,
 - (4) Chair, and
 - (5) Supervision.
 - b. Denied: Assistance.
 - c. Environmental: A quiet room with adequate lighting and free from distractions.
3. **Standard.** The cadet will:
 - a. play the B flat major scale, one octave, and
 - b. play no slower than metronome marking (M.M.) quarter note = 60, in quarter notes.
4. **Remarks.** The scale is listed in concert pitch.

SCALE REQUIREMENTS BY INSTRUMENT
MALLET PERCUSSION


MPL BASIC	Major	B \flat											
	Harmonic Minor	Nil.											
	Melodic Minor	Nil.											
	Chromatic	Nil.											
	Articulation	All slurred or all tongued.									M.M. ♩ = 60 in ♩		
MPL ONE	Major	F	B \flat	E \flat									
	Harmonic Minor	D	G	C									
	Melodic Minor	Nil.											
	Chromatic	B \flat chromatic											
	Articulation	All slurred and all tongued.									M.M. ♩ = 66 in ♩		
MPL TWO	Major	C	F	B \flat	E \flat	A \flat							
	Harmonic Minor	A	D	G	C	F							
	Melodic Minor	Nil.											
	Chromatic	C chromatic											
	Articulation	All slurred and all tongued.									M.M. ♩ = 72 in ♩		
MPL THREE	Major	C*	F*	B \flat	E \flat *	A \flat	D \flat /C \sharp *	G					
	Harmonic Minor	A	D*	G	C*	F*	B \flat /A \sharp *	E*					
	Melodic Minor	A	D*	G	C*	F*	B \flat /A \sharp *	E*					
	Chromatic	D chromatic*											
	Articulation	All slurred; all tongued; slur 2 tongue 2; tongue 2 slur 2.									M.M. ♩ = 60 in ♩		
MPL FOUR	Major	C*	F*	B \flat	E \flat *	A \flat	D \flat /C \sharp *	G \flat /F \sharp *	G	D*	A		
	Harmonic Minor	A	D*	G	C*	F*	B \flat /A \sharp	E \flat /D \sharp *	E*	B	F \sharp		
	Melodic Minor	A	D*	G	C*	F*	B \flat /A \sharp	E \flat /D \sharp *	E*	B	F \sharp		
	Chromatic	E chromatic*											
	Articulation	All slurred; all tongued; slur 2 tongue 2; tongue 2 slur 2.									M.M. ♩ = 72 in ♩		
MPL FIVE	Major	C*	F*	B \flat	E \flat *	A \flat *	D \flat /C \sharp *	G \flat /F \sharp *	C \flat /B	G*	D*	A*	E*
	Harmonic Minor	A*	D*	G*	C*	F*	B \flat /A \sharp	E \flat /D \sharp *	A \flat /G \sharp *	E*	B	F \sharp *	C \sharp *
	Melodic Minor	A*	D*	G*	C*	F*	B \flat /A \sharp	E \flat /D \sharp *	A \flat /G \sharp *	E*	B	F \sharp *	C \sharp *
	Chromatic	F chromatic*											
	Articulation	All slurred; all tongued; slur 2 tongue 2; tongue 2 slur 2.									M.M. ♩ = 80 in ♩		

Scales marked * are to be played two octaves.

Flute
Level Basic

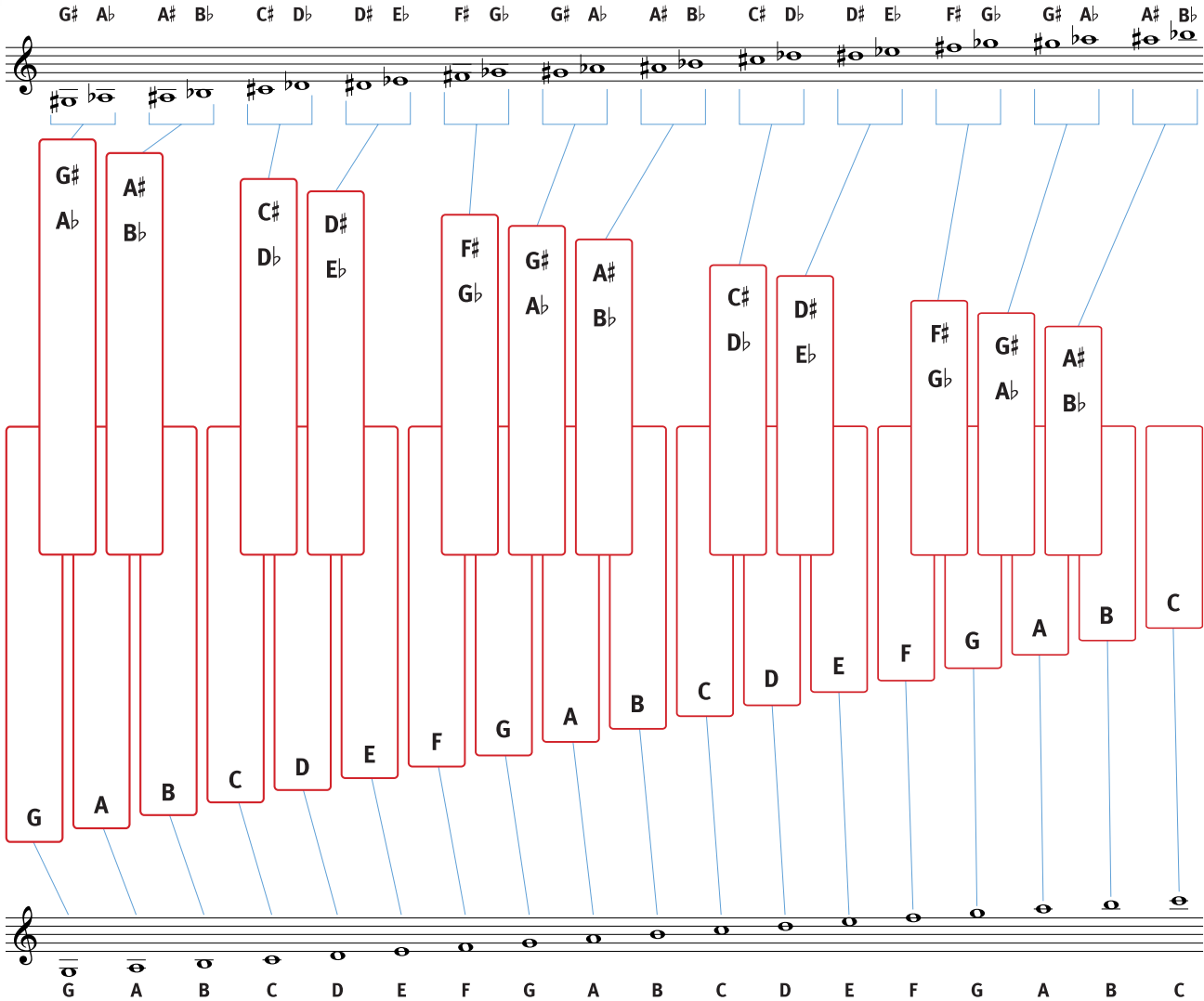
♩ = 60

Bb Major



Advantage

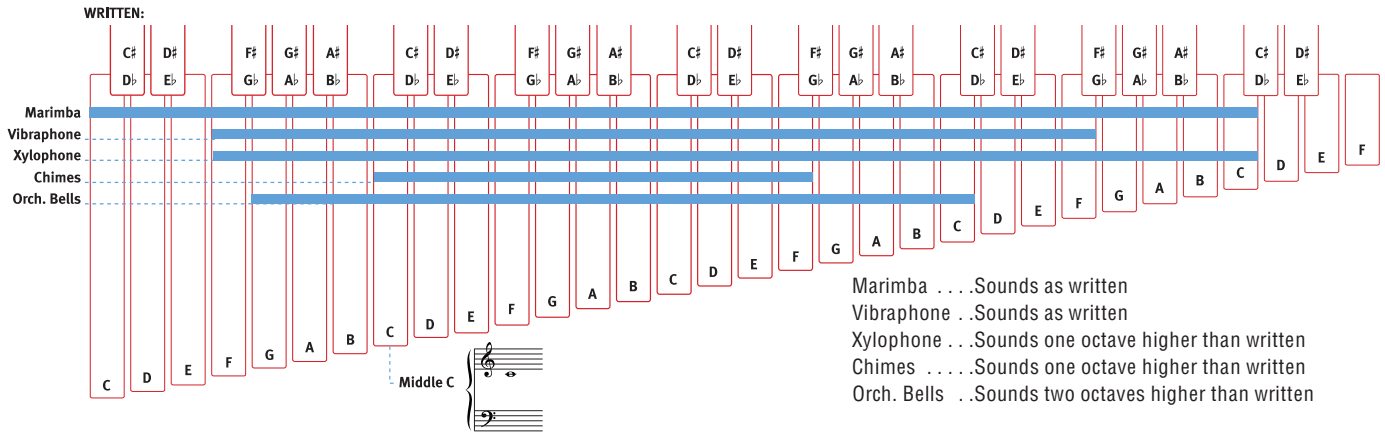
Keyboard Percussion Note Position Chart



The following products are recommended for the care of your instrument:

Soft, Clean Cloths · Drum Key · Petroleum Jelly or Light Grease · Household Machine Oil

Student Page 47 Keyboard Percussion




➔ The orchestra bells, or glockenspiel, is a mallet instrument possessing metal bars. It is usually without resonators and is mounted in a portable case. The range is generally 2 1/2 octaves from G to C written:



It sounds two octaves higher than written.

➔ The tubular chimes sounds one octave higher than written. It possesses a damper operated by means of a foot pedal.

The range of the tubular chimes is 1 1/2 octaves, C to F written:



The xylophone sounds one octave higher than written.



➔ The marimba is the largest of the mallet instruments. It has rosewood bars with very deep resonators. The range is 4 octaves, C to C. Extended range marimbas are 4 1/3 octaves, A to C, or even 5 octaves, C to C. They sound as written.

➔ The xylophone is a mallet instrument possessing rosewood bars with small resonators. The range is from 2 1/2 to 3 1/2 octaves. The 3 1/2 octave range is F to C written:



➔ The vibraphone is the most complicated of the mallet percussion instruments. It has metal bars with resonators, plus a damper pedal and vibrators.



The range is three octaves, F to F, and sounds as written.

